

AquaRide® SE & AXP™

Rider Sweeper-Extractors



Advance

FACT SHEET



TYPICAL APPLICATIONS INCLUDE

- Airports
- Hospitals / Healthcare Facilities
- Schools and Universities
- Government Buildings and Installations
- Shopping Malls
- Casinos
- Office Buildings
- Hotels
- Convention Centers

OPTIONAL ACCESSORIES INCLUDE

- CoolTool™ Scrub & Vac™ kit
- Headlight kit
- Safety strobe light kit
- Dual arm rest kit
- Seat belt kit



As the industry's first rider extractor, the AquaRide® AXP sweeps and extracts carpets at the same time, increasing productivity while reducing operator fatigue. The rider extractor cleans a 28 inch wide path, yet is able to expertly maneuver through a standard 36 inch doorway and turn within a 63 inch wide aisle. Dual cylindrical rotating brushes sweep and clean both sides of the carpet, leaving a well-groomed appearance. The compact AquaRide® extractor will sweep and extract up to 18,500 square feet of carpet in one pass in one hour which is an impressive 400% productivity gain over walk-behind extractors. The AquaRide® extractor features dual-cleaning modes – a low-moisture mode for maintenance or interim cleaning and a restoration mode for deep-cleaning.

The AquaRide® SE is now available with the on-board AXP™ detergent system. Based on Advance's Smart Solutions™ innovations, the AXP system accurately dispenses detergent at the manufacturers' recommended dilution ratios without waste. Unlike wall-mounted detergent dispensing units, the onboard AXP detergent system takes the guesswork out of correct detergent dispensing. A magnetic control on the AXP detergent cartridge allows for the required dilution ratio to be pre-set. The correct amount of detergent is then mixed with clean water at the time solution is applied to the floor, allowing for effective and efficient cleaning results.

The AXP system allows for the use of any brand of detergent, including those that are green-certified. Multiple AXP cartridges can be kept on the shelf filled and pre-set so there are no hassles when switching detergents during cleaning. Imagine the convenience and flexibility to switch detergents within seconds, and without having to clean out the solution tank.

The semi-transparent AXP cartridges are reusable and operator-friendly, allowing you to easily spot when refills are needed. The appropriately labeled cartridges are easily transportable to switch detergent types while on the go.



Advance AquaRide® SE & AXP™

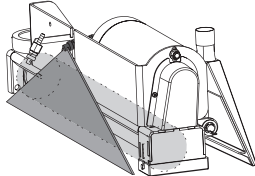
Rider Sweeper Extractors



Semi transparent cartridges are removable for ease of filling, storing and changing dilution ratio.

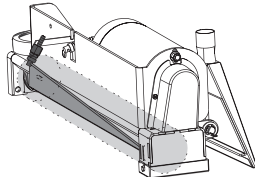
Dual Cleaning Capabilities

1. Restoration Mode




Solution sprays directly into the carpet for deep cleaning.

2. Low Moisture Mode



Solution sprays on brush for low moisture cleaning.



Cylindrical Brush

AquaRide® SE and AXP have dual rotating brushes that sweep and clean both sides of the carpet. A hopper collects the debris.

Clear-View™ operator compartment allows an excellent work view

AquaRide® AXP models have easily accessible detergent cartridges

Variable volume horn and back-up alarm are standard

One Touch™ control panel for all scrub functions. Includes all indicators/gauges

Large recovery tank opening allows easy, unobstructed cleaning

Steering column is adjustable for comfort. Tilts upright for easy boarding

Dual vacuum shoes with down pressure enable quick dry times

QuickChange™ no-tools interchangeable deck system



Defining Cleaning Innovation...

- Our products are designed using innovative technology that increases productivity and drives down the cost to clean.
- You can get expert service and maintenance for your Advance machines from factory-trained personnel around the world. Fast parts delivery, too.
- Maintain peak performance with Nilfisk Genuine OEM Parts.

Nilfisk Genuine OEM Parts

Technical Specifications

Coverage Rate	Low moisture mode – 18,500 ft ² /hour (1,720 m ²) Restoration mode – 8,000 ft ² /hour (745 m ²) Slow low moisture/Fast Restoration 10,000 ft ² /hour (930 m ²)
Solution Tank	45 gal (170 L) capacity, Rotationally molded polyethylene with drain hose.
Recovery Bladder	25 gal (95 L) capacity, PVC material, equipped with float ball screen and a 36 in (91 cm), long 1.5 in (3.8 cm) diameter drain hose
Brush Speed	900 rpm
Brush Length	28 in (71 cm)
Brush System	2 motors at 0.75 hp, 560 W each
Solution Pump	Low moisture mode – 0.5 gpm (1.9 L/min) at 100 psi Restoration mode – 1.1 gpm (4.1 L/min) at 100 psi
Vacuum Motor	0.80 hp, 600 W motor with gear transmission, band brake and dynamic braking.
Drive System	1.1 hp, 840 W motor with gear transmission, band brake and dynamic braking. Programmable speeds up to 4.5 mph transport, and 3.8 mph scrubbing.
Power Source	Six 6 V / 238 Ah (@ 20 hour rate) batteries or Six 6 V / 305 Ah (@ 20 hour rate) batteries
Sound Level	73 dB A @ operator position.
Min. Turn-around	63 in (160 cm) right or left
Aisle Width	
Dimensions	Length – 60 in (152 cm) Width – 31 in (79 cm) Height – 51 in (130 cm)
Weight	Net – 625 lb (283 kg) without batteries Net – 1,165 lb (528 kg) with batteries Shipping – 1,433 lb (649 kg) with batteries and charger.
Optional AXP Specifications	
Solution Flow Rates	0.5 gpm (1.9 L/min), 1.1 gpm (4.1 L/min)
Dilution Ratios	32:1, 50:1, 64:1, 10:1, 128:1, 150:1, 200:1, 256:1, 300:1
Refillable Cartridge Capacity	1.25 gal (4.75 L)

Specifications are subject to change without notice.



14600 21st Avenue North
Plymouth, MN 55447-3408
www.advance-us.com
Phone: 800-850-5559
Fax: 800-989-6566

240 Superior Boulevard
Mississauga, Ontario, Canada L5T 2L2
www.nilfisk-advance.com
Phone: 905-564-1149 or 800-668-8400
Fax: 905-564-1030 or 800-263-5111

©2009, Nilfisk-Advance, Inc.,
Printed in U.S.A., Form L1441A, 3-09

