

# Condor™ XL

## Rider Scrubbers



### FACT SHEET



The Advance Condor™ XL rider scrubber is the definition of innovative and optimized design. This maneuverable front steer scrubber houses the widest cylindrical scrub deck in its class. This deck's dual counter-rotating cylindrical brushes are capable of sweeping and scrubbing in a single pass. DustGuard™ suppresses and controls dust using a "fog" at the side broom. Using Advance's One-Touch™, the entire scrub system is activated simply by the press of a button.

Four different cleaning systems allow you to customize the scrubber to your facility's needs. Cleaning paths up to 62 inches are available on the Condor XL. This coupled with the efficiently packaged 100 gallon solution tank delivers the capability of cleaning up to 100,000 square feet per tankful under normal scrubbing speeds.

With Advance AXP™ Onboard Detergent Dispensing System, productivity and chemical savings are maximized. When it comes time for maintenance, MaxAccess allows a user to access all major systems simply and quickly without the use of tools, including the best-in-class LP bottle exchange.

The Advance Condor XL's design has set the bar in productivity, serviceability, safety, and ease of use.

#### STANDARD FEATURES INCLUDE

- Wide 48 inch cylindrical scrub deck
- Tools-free removeable squeegee, brushes and blades
- One-touch™ functionality
- Ergonomic cockpit and controls
- Large 100 gallon solution and recovery tanks
- Touch-pad LEDs on operator panel
- 2 inch wide drain hose
- Heavy-duty steel front bumper
- Large poly debris hopper
- Simple and intuitive controls
- Adjustable seat and tilt steering wheel
- Clear-View™
- MaxAccess to engine and hydraulics
- Tip out / lift off recovery tank

#### TYPICAL APPLICATIONS INCLUDE


- General Warehouses
- Manufacturing Plants
- Aircraft Hangars
- Beverage Distributors
- Food Processors
- Wholesalers of Non-Durable Goods

*The Advance Condor™ XL, designed with Total Clean® Technology, is very comfortable and safe to use – by design. The result is increased productivity. The Advance Condor™ XL is also designed with features to make it easy to clean up and maintain after cleaning. That reduces the total cost of ownership and drives down the cost of cleaning.*




# Advance Condor™ XL

## Rider Scrubbers



The AXP™ Onboard Detergent Dispensing System provides productivity and savings through accurate dispensing.



MaxAccess design provides 360° access to machine components.



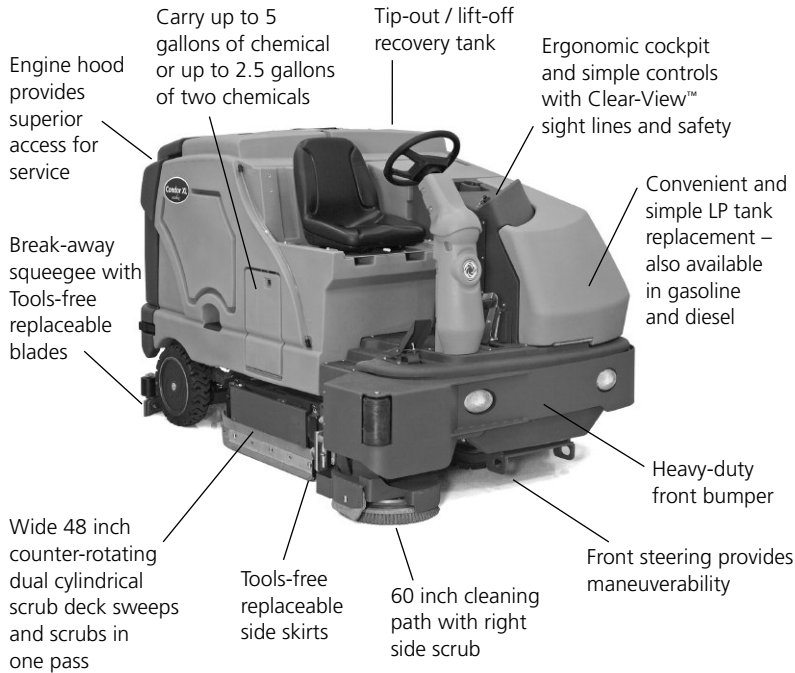
The Clear-View™ machine design provides excellent sight lines to the floor from the comfort and safety of the operator's seat.



DustGuard™ suppresses airborne fugitive dust allowing continuous use, and increasing productivity by up to 71%.



Corrosion resistant hopper slides out easily for maintenance.



## Industrial Strength Solutions...

- Our products are designed using innovative technology that increases productivity and drives down the cost to clean.
- You can get expert service and maintenance for your Advance machines from factory-trained personnel around the world. Fast parts delivery, too.
- Maintain peak performance with Nilfisk Genuine OEM Parts.

**Nilfisk** Genuine OEM Parts

## Technical Specifications

Models	Condor™ XL 48	Condor™ XL 60	Condor™ XL 62
Cleaning System			
Scrub Deck	48 in (122 cm) dual cylindrical – ALL MODELS		
Side Scrub/Sweep	–	Right side scrub	Dual side brooms with DustGuard™
Cleaning Path	48 in (122 cm)	60 in (152 cm)	62 in (157 cm)
Brush Pressure	Up to 400 lb (181 kg) – ALL MODELS		
Brush RPM	470 RPM – ALL MODELS		
Solution Tank	100 gal (378 L) – ALL MODELS		
Recovery Tank - Tip Out/Lift Off	100 gal (378 L) – ALL MODELS		
Debris Hopper	1.5 ft³ (42 L) – ALL MODELS		
Detergent Dispensing System	Available – ALL MODELS		
Extended Scrub System	Available – ALL MODELS		
Max Productivity @ 3.5 mph	73,900 ft²/hr (6,900 m²/hr)	92,400 ft²/hr (8,600 m²/hr)	95,500 ft²/hr (8,900 m²/hr)
Power System			
Engine - Gasoline/LP	Type - 55 hp 1.6 L GM – ALL MODELS		
Engine - Diesel	Type - 37.5 hp Kubota – ALL MODELS		
Gradeability - Cleaning	7° / 12% – ALL MODELS		
Gradeability - Transport	9° / 16% – ALL MODELS		
Transport Speed	8 mph (12.9 km/hr) forward / 3 mph (4.8 km/hr) reverse – ALL MODELS		
Dimensions, Etc.			
Length	100 in (254 cm) – ALL MODELS		
Width	59 in (150 cm) frame & squeegee / 66 in (168 cm) with right side scrub – ALL MODELS		
Height w/o Overhead Guard	58 in (147 cm) – ALL MODELS		
Height with Overhead Guard	84 in (213 cm) – ALL MODELS		
Minimum Aisle Turn Width	119 in (302 cm)	130 in (330 cm) left 170 in (432 cm) right	119 in (302 cm) both directions
Weight	3,300 lb (1,497 kg) dry; 4,200 lb (1,905 kg) gross vehicle weight – maximum machine only (no options) – ALL MODELS		
Certifications	ETL – ALL MODELS		

Specifications are subject to change without notice.



# Advance

14600 21st Avenue North  
Plymouth, MN 55447-3408  
www.advance-us.com  
Phone: 800-214-7700  
Fax: 800-989-6566

240 Superior Boulevard  
Mississauga, Ontario, Canada L5T 2L2  
www.nilfisk-advance.ca  
Phone: 905-564-1149 or 800-668-8400  
Fax: 905-564-1030 or 800-263-5111

©2012, Nilfisk-Advance, Inc.,  
Printed in U.S.A., Form L3084A, 3-12

